




Club Health Assessment for District C 1 through December 2024

			Status	Membership							Reports					Finance	LCIF
Club Number	Club Name	Charter Date		Current Member Count	YTD Members Added	YTD Members Dropped	YTD Net Growth	YTD Net Growth%	Member Count 12 Months Ago	Avg. length of service for members	Months Since Last MMR ***	Yrs. Since Last Officer Report	President Rotation	Vice President Reported ****	Months Since Last Activity Report ***	Account Balance	Donations for current Fiscal Year
			Number of times on status quo within last two years	If below 15 members appears					If net loss is greater than 20% appears		If no report in 3 months appears in	When more than one year appears in	Number of repeat terms		Notes the officers that do not have an active	If no report at 12 months appears in red	
Clubs more than two years old																	
29771	ALBERTA BEACH & DISTRICT	08/30/1974	Active	27	4	3	1	3.85%	27	10	0		4	R	M,SC	0	
13177	ALIX	04/01/1971	Active	9	0	1	-1	-10.00%	10	2	3		4	N	P,M,SC	1	
13179	ANDREW	12/04/1946	Active	17	2	1	1	6.25%	17	1	0		7	R	P,SC	21	
12988	ATHABASCA	06/02/1966	Active	21	1	0	1	5.00%	20		1			N	M,SC	5	\$146.17
39039	BAWLF & DISTRICT L C	11/11/1980	Active(1)	19	0	1	-1	-5.00%	19	13	3		7		M,VP,SC	3	
31926	BEAUMONT & DISTRICT L C	03/22/1976	Active	16	0	0	0	0.00%	16		9		2		M,VP,SC	19	
41479	BLACKFOOT & DISTRICT L C	06/04/1982	Active	10	0	0	0	0.00%	9		3		2		M,VP,SC	N/R	
142210	Blindman Valley	08/06/2020	Active	24	0	2	-2	-7.69%	24	3	1		None	N	P	0	
Exc Award (06/30/2021)																	
13184	BONNYVILLE	09/09/1970	Active	6	0	1	-1	-14.29%	7	12	4			R	P,T,M,VP,SC	N/R	
13185	BOYLE	04/17/1968	Active	9	1	0	1	12.50%	5		0				M,VP,SC	0	
13186	BRUDERHEIM	06/30/1972	Active(1)	10	0	3	-3	-23.08%	13	10	1		3		M,VP,SC	1	\$2,023.08
39271	BUSBY & DISTRICT L C	01/20/1981	Active	15	1	2	-1	-6.25%	18	15	1				P,M,VP,SC	1	
105444	CAMROSE SWANS AND ROSES	05/26/2009	Active	19	0	0	0	0.00%	19		4		2	R		8	
13190	CHIPMAN	06/11/1953	Active	23	0	0	0	0.00%	22		1		4		M,VP,SC	11	
Exc Award (06/30/2023)																	
33213	CLIVE	01/21/1977	Active	11	2	1	1	10.00%	10	12	0		5		P,M,VP,SC	0	
13192	CONSORT	05/05/1972	Active	19	0	0	0	0.00%	15		11		5	R	P,M,VP,SC	15	\$556.21
12994	DEVON	09/29/1949	Active	52	1	4	-3	-5.45%	53	25	5			N		5	
12995	DRAYTON VALLEY	11/05/1957	Active	16	2	0	2	14.29%	13		1			N	SC	1	
13197	ECKVILLE	04/25/1946	Active	17	0	0	0	0.00%	18		6		3		M,VP,SC	16	
53588	EDMONTON AUTISM	08/19/1992	Active	10	1	0	1	11.11%	9		1		4		M,VP,SC	1	
37799	EDMONTON CHINESE	12/17/1979	Active	31	5	2	3	10.71%	27	7	1		3	N	M,VP	6	\$515.20
12996	EDMONTON HOST	06/14/1929	Active	51	2	8	-6	-10.53%	50	9	0			N	SC	6	\$9,493.78



Club Health Assessment for District C 1 through December 2024

			Status	Membership							Reports					Finance	LCIF
Club Number	Club Name	Charter Date		Current Member Count	YTD Members Added	YTD Members Dropped	YTD Net Growth	YTD Net Growth%	Member Count 12 Months Ago	Avg. length of service for dropped members	Months Since Last MMR ***	Yrs. Since Last Officer Report	President Rotation	Vice President Reported ****	Months Since Last Activity Report ***	Account Balance	Donations for current Fiscal Year
			Number of times on status quo within last two years	If below 15 members appears				If net loss is greater than 20% appears			If no report in 3 months appears in	When more than one year appears in	Number of repeat terms	Notes the officers that do not have an active	If no report at 12 months appears in red		
124891	Edmonton Inner City	05/21/2015	Active	11	0	0	0	0.00%	11		19		4	VP,SC	24+		
78657	EDMONTON KOREAN	04/02/2004	Active	25	0	0	0	0.00%	26		13			N	T,M,VP,SC	24+	
33320	EDMONTON MILLWOODS	02/14/1977	Active	9	4	5	-1	-10.00%	10	21	1			N	M,SC	0	\$3,614.27
	Exc Award (06/30/2023)																
54593	EDMONTON MILLWOODS BREAKFAST	06/14/1993	Active	18	0	0	0	0.00%	16		1		7	N	T,SC	24+	
12999	EDMONTON NORTHGATE	03/30/1966	Active	22	0	2	-2	-8.33%	22	17	0				M,VP,SC	20	
13000	EDMONTON SOUTH EDMONTON	05/07/1954	Active	13	0	0	0	0.00%	16		4		None		P,M,VP,SC	23	
13001	EDMONTON SOUTHGATE	03/21/1966	Active	15	2	0	2	15.38%	15		2		3	R	M,SC	14	
48156	EDMONTON THE CITY OF CHAMPIONS	02/15/1988	Active	17	0	0	0	0.00%	17		2			N	M,VP,SC	24+	
13003	EDSON	11/14/1957	Active	12	5	0	5	71.43%	8		0			IP		0	
13198	ELK POINT & DISTRICT L C	11/12/1970	Active	27	4	0	4	17.39%	23		1			N	T,SC	24+	
13005	FAIRVIEW DISTRICT	11/10/1971	Active	14	0	0	0	0.00%	15		2		2		M,VP,SC	24+	
13199	FORESTBURG	02/16/1961	Active	11	1	0	1	10.00%	10		1		2	R	P,M,VP,SC	24+	
13201	FORT SASKATCHEWAN	11/26/1948	Active	36	2	0	2	5.88%	21		5		2	R	SC	8	
56810	FOX CREEK	04/20/1995	Active(2)	8	0	0	0	0.00%	9		10		3	N	M,SC	24+	
36706	FT MCMURRAY TARSANDS	03/08/1979	Active	13	0	0	0	0.00%	11		6		2		T,M,VP,SC	24+	
30468	GALAHAD	03/31/1975	Active	18	0	0	0	0.00%	18		2				M,VP,SC	12	
13202	GRAND CENTRE	09/18/1970	Active	21	0	3	-3	-12.50%	27	13	3		2	R	M,SC	1	
13010	GRANDE PRAIRIE	05/09/1957	Active	20	5	0	5	33.33%	17		0			N	SC	0	\$35.86
13045	HUDSON HOPE	04/27/1967	Active	11	0	0	0	0.00%	12		10		2		M,VP,SC	12	
13205	HUGHENDEN	03/27/1946	Active	30	0	2	-2	-6.25%	33	11	2		10	R	M,VP,SC	24+	
13017	JASPER	03/12/1970	Active(1)	12	0	2	-2	-14.29%	14	9	1		10		M,VP,SC	24+	
13208	KILLAM	03/08/1967	Active	27	0	1	-1	-3.57%	28	8	0		2		M,VP,SC	24+	
30126	Kirriemuir Altario & Compeer (K.A.C.) LIONS CLUB	01/20/1975	Active	15	0	0	0	0.00%	15		18		3		P,M,VP,SC	N/R	




Club Health Assessment for District C 1 through December 2024

			Status	Membership							Reports					Finance		LCIF
Club Number	Club Name	Charter Date		Current Member Count	YTD Members Added	YTD Members Dropped	YTD Net Growth	YTD Net Growth%	Member Count 12 Months Ago	Avg. length of service for dropped members	Months Since Last MMR ***	Yrs. Since Last Officer Report	President Rotation	Vice President Reported ****	Months Since Last Activity Report ***	Account Balance	Donations for current Fiscal Year	
			Number of times on status quo within last two years	If below 15 members appears				If net loss is greater than 20% appears			If no report in 3 months appears in	When more than one year appears in	Number of repeat terms	Notes the officers that do not have an active	If no report at 12 months appears in red			
117089	LAC LA BICHE	06/04/2012	Active(3)	5	5	0	5	100.00%	5		3			IP	M,SC	N/R		
13211	LAMONT	01/30/1957	Active	16	0	0	0	0.00%	16		0			R	SC	2		
	Exc Award (06/30/2023)																	
13018	LEDUC	04/11/1946	Active	63	4	2	2	3.28%	57	8	0			N	S	1		
36973	LEDUC BREAKFAST	04/27/1979	Active	6	0	0	0	0.00%	6		18		16		M,VP,SC	N/R		
32901	LEGAL	10/29/1976	Active	11	3	0	3	37.50%	9		2			N	SC	9		
	Exc Award (06/30/2021)																	
29116	MILLET & DISTRICT	04/03/1974	Active	55	2	0	2	3.77%	49		2		2	R	SC	2	\$29.20	
13022	MORINVILLE	04/22/1949	Active	19	0	0	0	0.00%	20		4		6		T,M,VP,SC	10		
13004	PEMBINA VALLEY AND DISTRICT	02/21/1973	Active	10	0	1	-1	-9.09%	11	10	1		5		S,T,M,VP,SC	9		
13027	PIGEON LAKE L C	06/08/1972	Active	13	0	0	0	0.00%	13		7		3		M,VP,SC	24+		
13213	PONOKA	11/14/1948	Active	15	5	2	3	25.00%	12	7	1		3		T,M,VP,SC	24		
13215	RADWAY	04/19/1949	Active	14	0	0	0	0.00%	13		3		2	R	M,SC	2		
13216	RED DEER CENTRAL	09/01/1938	Active	29	0	0	0	0.00%	33		7		2		M,VP	2		
13218	REDWATER	11/20/1950	Active	16	2	1	1	6.67%	15	30	0		2		M,VP,SC	7		
	Exc Award (06/30/2023)																	
13219	RIMBEY	05/03/1946	Active	42	0	1	-1	-2.33%	39	2	1		2		M,VP	24+		
13220	ROCKY MOUNTAIN HOUSE	11/30/1967	Active(1)	13	0	1	-1	-7.14%	12	2	5				VP	16		
31554	RYCROFT and DISTRICT L C	01/26/1976	Active	9	0	1	-1	-10.00%	10	27	3		2	R	M,VP,SC	2		
13221	RYLEY	08/08/1962	Active	11	0	0	0	0.00%	11		6		11		T,M,VP,SC	6		
55561	SEDGEWICK	04/19/1994	Active	14	0	0	0	0.00%	13		3			N	T,M,SC	24+		
13224	SMOKY LAKE	10/30/1947	Active(1)	22	0	0	0	0.00%	23		6				M,VP,SC	12		
	Exc Award (06/30/2023)																	
13034	SPRUCE GROVE & DIST	03/04/1968	Active(2)	10	2	0	2	25.00%	7		3			N	M,SC	19		
36319	SPRUCE VIEW & DISTRICT L C	12/15/1978	Active	20	3	0	3	17.65%	18		2			N	P,M,SC	13		
13030	ST ALBERT BREAKFAST	07/22/1969	Active	11	0	0	0	0.00%	14		6				M,VP,SC	0		




Club Health Assessment for District C 1 through December 2024

			Status	Membership							Reports					Finance	LCIF
Club Number	Club Name	Charter Date		Current Member Count	YTD Members Added	YTD Members Dropped	YTD Net Growth	YTD Net Growth%	Member Count 12 Months Ago	Avg. length of service for dropped members	Months Since Last MMR ***	Yrs. Since Last Officer Report	President Rotation	Vice President Reported ****	Months Since Last Activity Report ***	Account Balance	Donations for current Fiscal Year
			Number of times on status quo within last two years	If below 15 members appears				If net loss is greater than 20% appears			If no report in 3 months appears in	When more than one year appears in	Number of repeat terms	Notes the officers that do not have an active	If no report at 12 months appears in red		
13029	ST ALBERT HOST	11/25/1951	Active	29	0	0	0	0.00%	24		5		2	R	1		\$1,512.92
	Exc Award (06/30/2023, 06/30/2024)																
13223	ST PAUL	05/11/1970	Active	17	0	0	0	0.00%	17		15		5	N	S,M,VP,SC	24+	
13035	STONY PLAIN	09/06/1957	Active	26	0	1	-1	-3.70%	26	12	1		2	R	M,SC	1	\$3,597.22
	Exc Award (06/30/2017)																
13227	SYLVAN LAKE & DIST	07/01/1954	Active	33	0	0	0	0.00%	31		0		2	N	SC	2	
	Exc Award (06/30/2016)																
13228	THORHILD	04/24/1950	Active	8	0	1	-1	-11.11%	9	45	1		8	R	VP	0	
	Exc Award (06/30/2023)																
116631	THORSBY & DISTRICT	04/23/2012	Active	16	1	3	-2	-11.11%	19	6	2		3	R	SC	24+	
13229	TOFIELD	11/22/1954	Active	11	0	0	0	0.00%	11		8		3	R	M,VP,SC	N/R	
43732	TUMBLER RIDGE	04/13/1984	Active	34	2	0	2	6.25%	28		2		2		M,VP,SC	24+	
13230	TWO HILLS	04/18/1961	Active	19	0	0	0	0.00%	11		6		3		M,VP,SC	24+	
13231	VEGREVILLE	10/14/1947	Active	7	0	0	0	0.00%	7		8		2		M,VP,SC	24+	90+ Days
33173	VERMILION	12/31/1976	Active	18	0	2	-2	-10.00%	20	23	2			N	SC	23	
13233	VIKING	04/04/1968	Active	31	0	0	0	0.00%	31		6			IP	P,M,VP,SC	24+	
36705	VIMY & DIST LC	03/07/1979	Active	16	0	2	-2	-11.11%	19	11	3		2		M,VP,SC	0	
	Exc Award (06/30/2024)																
13039	WABAMUN & DISTRICT L C	02/05/1971	Active	9	0	1	-1	-10.00%	10	10	3		15	R	S,M,VP,SC	24+	
61035	WABASCA-DESMARAIS	07/23/1998	Active	14	0	0	0	0.00%	14		18		3		T,M,VP,SC	24+	90+ Days
13236	WASKATENAU	10/20/1970	Active	8	0	0	0	0.00%	8		20		14		S,T,M,VP,SC	24+	
13237	WETASKIWIN	01/09/1958	Active	23	0	0	0	0.00%	20		8		3		M,VP,SC	24+	
13041	WHITECOURT	06/04/1957	Active	11	0	0	0	0.00%	13		10		3		S,M,VP,SC	N/R	
13238	WINFIELD	05/20/1964	Active	12	0	1	-1	-7.69%	13	7	1				M,VP,SC	7	
13047	YELLOWKNIFE	11/26/1964	Active	5	0	0	0	0.00%	5		48		15		M,VP,SC	24+	



Club Health Assessment for District C 1 through December 2024

			Status	Membership							Reports					Finance	LCIF
Club Number	Club Name	Charter Date		Current Member Count	YTD Members Added	YTD Members Dropped	YTD Net Growth	YTD Net Growth%	Member Count 12 Months Ago	Avg. length of service for dropped members	Months Since Last MMR ***	Yrs. Since Last Officer Report	President Rotation	Vice President Reported ****	Months Since Last Activity Report ***	Account Balance	Donations for current Fiscal Year
			Number of times on status quo within last two years	If below 15 members appears			If net loss is greater than 20% appears				If no report in 3 months appears in	When more than one year appears in	Number of repeat terms	Notes the officers that do not have an active	If no report at 12 months appears in		

Clubs Cancelled Previous Fiscal Year – Clubs Cancelled within last 12 months may be reinstated

Club Number	Club Name	Charter Date	Current Status*	Cancellation Date
12997	EDMONTON JOLLY FELLOWS	02/11/1969	Cancelled(8*)	06/29/2024
31929	LOUGHEED & DISTRICT L C	03/23/1976	Cancelled(8*)	12/29/2023

Current Total Clubs Count	YTD New Clubs Count	YTD Cancelled Clubs Count	YTD Net Club Gain	Current Total Members Count	YTD Add	YTD Drop	YTD Net Growth	YTD Net Growth %	Member Count 12 Months Ago	Average Member Count Per Club	% of Clubs with less than 20 members	% No MMR in 3 Months	% No Officer Report in 12 Months	% of Clubs with balance 90+ days	Number of Clubs in Status Quo	% Status Quo Clubs in Financial Suspension	Number of Cancelled Clubs	Average Cancelled Club Age	Members Lost Due to Cancellation	% of Clubs Cancelled for Non-Financial Reasons
87	0	0	0	1,608	74	64	10	0.63%	1,557	18	69%	51%	0%	2%	0	0%	0	0	0	0%

* - P - Priority Club. Cancellation Reasons: 1-Objectives/conduct, 2-Non-active club, 5-Non-existing club, 6-Disbanding, 7-Merger, 8-Financial Suspension, 9-District/Multiple District Dues.
** - Abbreviation: P-President, S-Secretary, T-Treasurer, M-Member Chairperson, VP-First Vice President, MC-Communications Chairperson, SC-Service Chairperson
*** - Abbreviation: N/R - Never reported using the Lions Clubs website, N/A - Not applicable, No password registered for the Lions Clubs website.
**** - Abbreviation: N - New, IP - Immediate Past, R - Repeat.



Club Health Assessment for District C 2 through December 2024

			Status	Membership							Reports					Finance		LCIF
Club Number	Club Name	Charter Date		Current Member Count	YTD Members Added	YTD Members Dropped	YTD Net Growth	YTD Net Growth%	Member Count 12 Months Ago	Avg. length of service for dropped members	Months Since Last MMR ***	Yrs. Since Last Officer Report	President Rotation	Vice President Reported ****	Months Since Last Activity Report ***	Account Balance	Donations for current Fiscal Year	
			Number of times on status quo within last two years	If below 15 members appears				If net loss is greater than 20% appears			If no report in 3 months appears in	When more than one year appears in	Number of repeat terms	Notes the officers that do not have an active	If no report at 12 months red			
Clubs less than two years old																		
156609	Calgary Connect	01/12/2024	Active	41	3	8	-5	-10.87%	0	1	0		2	R	SC	0		
171418	Cowboy Trail	05/15/2024	Active	27	2	0	2	8.00%	0		1		2	N	M,SC	N/R	\$365.43	
Clubs more than two years old																		
13131	AIRDRIE	02/25/1965	Active	13	1	0	1	8.33%	11		1				M,VP,SC	0		
13132	ARROWWOOD	05/24/1955	Active	23	1	1	0	0.00%	18	57	1			N	M,VP,SC	1		
13134	BEARSPAW	07/23/1953	Active	24	3	6	-3	-11.11%	28	16	0				VP,SC	0		
13135	BEISEKER	05/15/1945	Active	22	0	2	-2	-8.33%	22	28	2		2	R	P,T,M,SC	8		
13136	BLACKIE	04/07/1966	Active	38	0	0	0	0.00%	38		4		2		M,VP,SC	12		
13119	BLAIRMORE	10/20/1944	Active	47	6	1	5	11.90%	41	6	0		2	N	SC	7		
13072	BOW ISLAND	09/11/1953	Active	9	0	0	0	0.00%	10		8		14	R	M,VP,SC	24+		
13137	BOWDEN	03/09/1973	Active	6	0	0	0	0.00%	4		8		6		M,VP,SC	2		
13138	BOWNESS	09/24/1948	Active	16	3	8	-5	-23.81%	30	27	0			N	SC	0	\$148.32	
13139	CALGARY	01/30/1929	Active	27	1	1	0	0.00%	23	1	2		2	N	SC	24+		
36206	CALGARY CHINATOWN	11/02/1978	Active	37	2	0	2	5.71%	35		4				M,VP,SC	16		
13157	CALGARY EASTPORT	05/10/1956	Active	13	0	0	0	0.00%	15		4		2	N		0	\$146.18	
45099	CALGARY FILIPINO	06/27/1985	Active	51	2	0	2	4.08%	46		1			N	SC	6		
Exc Award (06/30/2018, 06/30/2024)																		
33321	CALGARY HERITAGE	02/23/1977	Active	14	0	1	-1	-6.67%	17	49	0			N	SC	0		
78751	CALGARY KOREAN	04/09/2004	Active	19	3	0	3	18.75%	15		2			N	SC	4	90+ Days (\$268.16)	
13143	CALGARY NORTH HILL	06/19/1953	Active	48	2	1	1	2.13%	46	3	3			N	SC	4	\$437.93	
13142	CALGARY NORTHEAST EYEOPENER	09/15/1969	Active	30	0	0	0	0.00%	28		2			N	SC	2	\$365.43	
42065	CALGARY PROPERTIES	12/02/1982	Active	6	0	0	0	0.00%	7		7			IP	M,SC	0	(\$536.33)	
Exc Award (06/30/2018)																		
130578	Calgary Sarcee	05/10/2017	Active(2)	3	0	0	0	0.00%	3		19	1	None		P,S,T,M,VP SC	24+		



Club Health Assessment for District C 2 through December 2024

			Status	Membership							Reports					Finance		LCIF
Club Number	Club Name	Charter Date		Current Member Count	YTD Members Added	YTD Members Dropped	YTD Net Growth	YTD Net Growth%	Member Count 12 Months Ago	Avg. length of service for dropped members	Months Since Last MMR ***	Yrs. Since Last Officer Report	President Rotation	Vice President Reported ****	Months Since Last Activity Report ***	Account Balance	Donations for current Fiscal Year	
			Number of times on status quo within last two years	If below 15 members appears				If net loss is greater than 20% appears			If no report in 3 months appears in	When more than one year appears in	Number of repeat terms	Notes the officers that do not have an active	If no report at 12 months appears in red			
104694	CALGARY SOUTH ASIAN	02/10/2009	Active	23	0	0	0	0.00%	22		8			M,VP,SC	24+			
31803	CALGARY SOUTHRIDGE	03/02/1976	Active(1)	16	0	0	0	0.00%	15		3		3	M,VP,SC	5			
123852	Calgary Westwind	01/14/2015	Active	58	17	0	17	41.46%	40		2			N	0	90+ Days	\$386.50	
Exc Award (06/30/2024)																		
78735	CALGARY WILDROSE	04/16/2004	Active	32	2	1	1	3.23%	31	4	2			N	1		\$2,168.56	
65194	CALGARY WOODCREEK	04/08/2002	Active	14	4	0	4	40.00%	10		1			N	M,SC	0		
13145	CANMORE	05/14/1970	Active	12	0	0	0	0.00%	11		8			N	SC	1		
13146	CARBON	01/19/1947	Active	15	0	0	0	0.00%	15		21		3		M,VP,SC	22		
13120	CARDSTON	11/08/1940	Active	15	0	1	-1	-6.25%	15	0	3		8	R	M,SC	1		
13148	CARMANGAY	10/21/1945	Active	16	1	0	1	6.67%	15		2			IP	M,SC	24+		
13147	CARSELAND	08/16/1955	Active(1)	28	0	1	-1	-3.45%	29	60	1		2	N	M,SC	14		
38045	CARSTAIRS & DISTRICT L C	02/29/1980	Active	3	0	0	0	0.00%	3		9		2		M,VP,SC	0		
13149	CHAMPION	11/10/1946	Active	25	0	1	-1	-3.85%	28	57	1				T,M,VP,SC	0		
13150	CHEADLE	02/25/1963	Active	47	6	5	1	2.17%	47	5	0			N	SC	0		
67619	CHESTERMERE	04/09/2003	Active	11	0	0	0	0.00%	10		7		2	R	SC	0		
13121	CLARESHOLM	01/10/1968	Active	27	2	2	0	0.00%	24	2	0			R	M,SC	24+	90+ Days	
Exc Award (06/30/2018)																		
13151	CLUNY	04/22/1966	Active	32	1	0	1	3.23%	33		1			N	P,M,VP,SC	N/R		
13152	COCHRANE	02/25/1964	Active	47	0	0	0	0.00%	43		2		4	R	M,SC	15		
13122	COLEMAN	09/23/1940	Active	25	0	0	0	0.00%	25		9		2		M,VP,SC	24+		
13123	COWLEY	11/27/1963	Active	36	0	2	-2	-5.26%	42	17	0		3	N	SC	1		
Exc Award (06/30/2016)																		
13153	CREMONA	02/09/1970	Active	29	3	2	1	3.57%	28	21	2				P,M,VP,SC	24+		
13154	DIDSBURY	12/14/1944	Active	27	1	4	-3	-10.00%	28	25	2		3		M,VP,SC	0		
13155	DRUMHELLER	03/24/1959	Active	13	0	0	0	0.00%	13		13		7		T,M,VP,SC	24+		
13156	FOOTHILLS L C	05/04/1966	Active	25	4	13	-9	-26.47%	54	13	0		2	R	M,SC	9		



Club Health Assessment for District C 2 through December 2024

			Status	Membership							Reports					Finance		LCIF
Club Number	Club Name	Charter Date		Current Member Count	YTD Members Added	YTD Members Dropped	YTD Net Growth	YTD Net Growth%	Member Count 12 Months Ago	Avg. length of service for dropped members	Months Since Last MMR ***	Yrs. Since Last Officer Report	President Rotation	Vice President Reported ****	Months Since Last Activity Report ***	Account Balance	Donations for current Fiscal Year	
			Number of times on status quo within last two years	If below 15 members appears				If net loss is greater than 20% appears			If no report in 3 months appears in	When more than one year appears in	Number of repeat terms		Notes the officers that do not have an active	If no report at 12 months appears in red		
13125	FT MACLEOD	04/03/1939	Active	17	2	1	1	6.25%	15	0	1			N	SC	1		
13158	GLEICHEN	04/27/1966	Active	27	0	0	0	0.00%	27		6				P,M,VP,SC	22		
31190	HIGHWOOD	09/15/1975	Active	14	4	2	2	16.67%	12	36	0				M,VP,SC	0		
13160	HUSSAR	09/22/1955	Active	17	0	0	0	0.00%	17		8		5	R	M,VP,SC	24+		
13206	INNISFAIL	11/03/1938	Active	9	0	0	0	0.00%	9		12	1	None		P,S,T,M,VP SC	15		
31553	IRRICANA	01/15/1976	Active	29	0	0	0	0.00%	30		9			R	M,SC	24+		
42538	IRVINE & DISTRICT L C	04/27/1983	Active	19	3	9	-6	-24.00%	24	2	0		12	N	M,SC	0		
13161	KEOMA	02/12/1951	Active(1)	20	0	2	-2	-9.09%	22	31	0		2		M,VP,SC	24+		
13076	LETHBRIDGE	06/10/1931	Active	16	0	1	-1	-5.88%	17	16	4				T,M,VP,SC	0		
46539	LETHBRIDGE WEST LETHBRIDGE	09/15/1986	Active	30	0	1	-1	-3.23%	28	2	0		3		VP	0		\$1,121.59
Exc Award (06/30/2023, 06/30/2024)																		
13162	LOMOND	04/12/1955	Active	11	0	0	0	0.00%	13		3		3		M,VP,SC	23		
33085	MADDEN	12/06/1976	Active	24	0	0	0	0.00%	25		8		2		M,VP,SC	22		
13127	MAGRATH	05/18/1938	Active	8	0	4	-4	-33.33%	12	8	3		2	R	M,SC	0		
13079	MEDICINE HAT	09/21/1950	Active	28	2	0	2	7.69%	25		3			N	SC	0		
104955	MEDICINE HAT COMMUNITY VIEW	03/11/2009	Active	22	5	1	4	22.22%	18	0	1		2	R	M,SC	3		\$9.49
13163	MILO	02/10/1955	Active	27	0	0	0	0.00%	22		2				T,M,VP,SC	24+		
52541	MORRIN	02/21/1992	Active	15	0	0	0	0.00%	15		8		2		M,VP,SC	11		
13164	MOSSLEIGH	03/29/1960	Active(1)	16	0	0	0	0.00%	17		9				P,M,VP,SC	24+		
31525	NANTON DISTRICT	12/30/1975	Active(1)	21	0	0	0	0.00%	21		14		None		P,S,T,M,VP SC	24+	90+ Days	\$14.39
13165	OKOTOKS	03/31/1969	Active(2)	14	2	1	1	7.69%	22	32	0		5	N	T,M,SC	0		
13166	OLDS	01/29/1968	Active	37	2	2	0	0.00%	38	2	0			N	SC	0		\$1,079.17
Exc Award (06/30/2018)																		
13167	OYEN	03/09/1970	Active	18	0	0	0	0.00%	12		8		2		M,VP,SC	24+		
13080	PICTURE BUTTE & DISTRICT	10/31/1948	Active	9	1	0	1	12.50%	8		2		18	R	M,VP,SC	4		



Club Health Assessment for District C 2 through December 2024

			Status	Membership							Reports					Finance	LCIF
Club Number	Club Name	Charter Date		Current Member Count	YTD Members Added	YTD Members Dropped	YTD Net Growth	YTD Net Growth%	Member Count 12 Months Ago	Avg. length of service for dropped members	Months Since Last MMR ***	Yrs. Since Last Officer Report	President Rotation	Vice President Reported ****	Months Since Last Activity Report ***	Account Balance	Donations for current Fiscal Year
			Number of times on status quo within last two years	If below 15 members appears				If net loss is greater than 20% appears			If no report in 3 months appears in	When more than one year appears in	Number of repeat terms	Notes the officers that do not have an active	If no report at 12 months appears in red		
13128	PINCHER CREEK	11/06/1944	Active	8	0	0	0	0.00%	6		5		3	VP,SC	6	90+ Days	(\$5.36)
53216	PINCHER-COWLEY ROARING Exc Award (06/30/2018)	06/03/1992	Active	24	0	0	0	0.00%	24		7		2	R SC	7		
13129	RAYMOND	09/30/1940	Active	11	0	1	-1	-8.33%	12	24	0		7	N M,SC	1		
13081	REDCLIFF	09/13/1965	Active	18	1	4	-3	-14.29%	18	11	3			N M,SC	15		
13168	ROCKYFORD	03/26/1945	Active(1)	25	1	1	0	0.00%	25	34	2			M,VP,SC	2		
13169	ROSEBUD	10/15/1953	Active	15	0	0	0	0.00%	13		3			S,M,VP,SC	9		
41170	SPRINGBANK	04/19/1982	Cancelled(8*)	0	0	13	-13	-100.00%	13	27	0	1	None	P,S,T,M,VP SC	24+		
13170	STANDARD	04/04/1962	Active	43	2	0	2	4.88%	41		6			N P,M,VP,SC	24+		
13082	STIRLING	01/23/1948	Active	19	0	0	0	0.00%	19		4		11	R M,SC	0		
13171	STRATHMORE	12/12/1938	Active	20	2	6	-4	-16.67%	24	15	2		2	M,VP,SC	4		
13083	TABER	03/05/1935	Active	9	0	0	0	0.00%	13		8		2	R SC	0		
13173	TORRINGTON	04/16/1962	Active	16	0	1	-1	-5.88%	17	11	5		6	R VP,SC	N/R		
13084	VAUXHALL	10/30/1956	Active	10	0	0	0	0.00%	10		16		8	T,M,VP,SC	24+		
29365	VETERAN & DISTRICT	05/23/1974	Active	20	1	1	0	0.00%	20	0	2			N M,SC	6		
13175	VULCAN	10/10/1944	Active	17	0	0	0	0.00%	18		5			N M,SC	0		
13085	WARNER	09/18/1944	Active(2)	12	2	0	2	20.00%	12		3		2	N M,SC	0	90+ Days	

Clubs Cancelled Previous Fiscal Year – Clubs Cancelled within last 12 months may be reinstated

Club Number	Club Name	Charter Date	Current Status*	Cancellation Date
13073	BROOKS	03/11/1954	Cancelled(8*)	06/29/2024
31927	ENCHANT	03/15/1976	Cancelled(8*)	06/29/2024



Club Health Assessment for District C 2 through December 2024

				Status				Membership					Reports					Finance		LCIF
Club Number	Club Name	Charter Date			Current Member Count	YTD Members Added	YTD Members Dropped	YTD Net Growth	YTD Net Growth%	Member Count 12 Months Ago	Avg. length of service for dropped members	Months Since Last MMR ***	Yrs. Since Last Officer Report	President Rotation	Vice President Reported ****	Months Since Last Activity Report ***	Account Balance	Donations for current Fiscal Year		
				Number of times on status quo within last two years	If below 15 members appears				If net loss is greater than 20% appears			If no report in 3 months appears in	When more than one year appears in	Number of repeat terms		Notes the officers that do not have an active	If no report at 12 months appears in red			
Current Total Clubs Count	YTD New Clubs Count	YTD Cancelled Clubs Count	YTD Net Club Gain	Current Total Members Count	YTD Add	YTD Drop	YTD Net Growth	YTD Net Growth %	Member Count 12 Months Ago	Average Member Count Per Club	% of Clubs with less than 20 members	% No MMR in 3 Months	% No Officer Report in 12 Months	% of Clubs with balance 90+ days	Number of Clubs in Status Quo	% Status Quo Clubs in Financial Suspension	Number of Cancelled Clubs	Average Cancelled Club Age	Members Lost Due to Cancellation	% of Clubs Cancelled for Non-Financial Reasons
82	0	1	-1	1,805	100	112	-12	-0.66%	1,752	22	50%	50%	2%	7%	0	0%	1	161	13	-200%

* - P - Priority Club. Cancellation Reasons: 1-Objectives/conduct, 2-Non-active club, 5-Non-existing club, 6-Disbanding, 7-Merger, 8-Financial Suspension, 9-District/Multiple District Dues.
** - Abbreviation: P-President, S-Secretary, T-Treasurer, M-Member Chairperson, VP-First Vice President, MC-Communications Chairperson, SC-Service Chairperson
*** - Abbreviation: N/R - Never reported using the Lions Clubs website, N/A - Not applicable, No password registered for the Lions Clubs website.
**** - Abbreviation: N - New, IP - Immediate Past, R - Repeat.